



aspho

The American Society of
Pediatric Hematology/Oncology

28th Annual Meeting

May 6–9, 2015

Phoenix, AZ

Phoenix Convention Center



aspho
The American Society of
Pediatric Hematology/Oncology

ASPHO is headed to the southwest!

ASPHO invites you to the 28th Annual Meeting in Phoenix! The 2015 meeting will be held in downtown Phoenix at the Phoenix Convention Center, May 6–9. Phoenix is a gateway to history, nature, and enhanced learning opportunities!

Something for Everyone

Experience an expanded and unique educational experience no matter your career level! The 2015 program includes more sessions than ever, including

- a presidential symposium on innovation in clinical trials and educational methodology
- two poster sessions
- four special interest group meetings
- opportunities for additional concurrent platform sessions
- a pediatric hematology/oncology workforce session
- 22.0 AMA PRA Category 1 Credits™
- and more!

For Early Careers

Dedicated Sessions

Early-career attendees will have the chance to participate in sessions on clinical educator skills and presentation fundamentals to help advance their careers. Returning sessions, such as the Early-Career Round Table and the Coffee Corner, also will be available.

New This Year—Speed Mentoring

This time-efficient networking session will offer focused conversations with a mentor about specific questions. Fellows and recent graduates will have the opportunity to meet one on one with three mentors during this session.

For Mid to Late Careers

Maintenance of Certification (MOC) Opportunities—Expanded

The 2015 meeting will present two opportunities to obtain MOC credit. For the third year, ASPHO will offer the MOC Learning Session on Saturday, May 9. ASPHO will also offer attendees a series of case-based, multiple-choice questions developed from specific meeting sessions from the annual meeting. Questions can be answered after the meeting to earn additional MOC Part 2 points. See page 3 for more details!

Building Your Curriculum

Because the Next Accreditation Systems and Entrustable Professional Activities have been implemented, there is a need to provide fellows with competency/proficiency education. This workshop will help you fill the curriculum gaps at your institution.

Additional Features

New This Year—Invited Speakers

ASPHO has invited two recognized investigators, Kevin Shannon, MD, and Russell Ware, MD PhD, who will present their cutting-edge research at concurrent platform sessions on Thursday.

Second Annual Run/Walk

Last year's run/walk was such a success that ASPHO is bringing it back! Join your colleagues at the second annual 5K Run/Walk on the morning of Thursday, May 7, rain or shine!

Objectives

- Comprehend new information in pediatric hematology/oncology, including the latest in basic and clinical research.
- Apply knowledge gained in all areas of pediatric hematology/oncology investigation and practice.
- Assemble a network of professional colleagues with whom you can solve problems, share experiences, and provide mutual professional support.

Specifically, at the end of the meeting, we expect participants will be better able to

- **Advocacy:** Discuss current advocacy efforts for patients with diffuse intrinsic pontine glioma, Langerhans cell histiocytosis, and sickle cell disease
- **Neuroblastoma:** Describe recent advances in neuroblastoma biology and staging, and their impact on current and future treatment

- **Pathophysiology:** Identify recent advances in understanding the pathophysiology of bone marrow failure and phagocytic disorders
- **Novel Therapeutics:** Identify novel therapeutic options for patients with difficult-to-treat conditions such as acute myeloid leukemia and relapsed Hodgkin lymphoma
- **Transfusion Medicine and Bleeding Disorders:** Discuss updates in transfusion medicine and recommend suitable therapies and predict bleeding risks for patients with idiopathic thrombocytopenic purpura
- **AYA Oncology:** Recognize the complex issues surrounding adolescents and young adults with cancer
- **Pharmacology:** Identify how to avoid potentially dangerous drug interactions
- **Quality, Workforce and Communication:** Discuss patient safety, workforce issues, and strategies on how to communicate life-altering information to patients and their families.



Connect, collaborate, and learn with your colleagues. ASPHO invites you to attend another exciting annual meeting!


Continuing Medical Education Credit

The American Society of Pediatric Hematology/Oncology's 28th Annual Meeting will offer continuing medical education (CME) credit. Credit will be awarded for those sessions attended and evaluated. A certificate will be issued upon receipt of submission of the evaluation.

The American Society of Pediatric Hematology/Oncology is accredited by the Accreditation Council for Continuing Medical Education (ACCME) to provide CME for physicians.

The American Society of Pediatric Hematology/Oncology designates this live activity for a maximum of 22.0 AMA PRA Category 1 Credits™. Physicians should claim only the credit commensurate with the extent of their participation in the activity.


ASPHO offers its meeting evaluation in an online format. Meeting registrants can access the evaluation by visiting www.aspho.org/annualmeeting. The online evaluation may be completed during the meeting or after attendees have returned home. Participants will receive their certificate immediately when they submit their evaluations online. We encourage all attendees to complete this evaluation regardless of whether they are seeking CME credits. For more information, visit www.aspho.org/annualmeeting or call 847.375.4716.



Convenient Maintenance of Certification (MOC) Opportunities

ASPHO will offer two opportunities to obtain American Board of Pediatrics Maintenance of Certification Part 2 points.

1. Maintenance of Certification Learning Session on Saturday, May 9, at 7 am. *The fee is \$50 and advance registration is required.*
2. **New this year** ASPHO will offer case-based, multiple-choice questions written by members of the Program Committee created from specific sessions at the annual meeting. Selected sessions have been identified by an asterisk (*). When purchased, attendees will be able to access the questions online as part of the evaluation. After an overall score of 70% or more is achieved, participants will receive 10 ABP Part 2 points. Participants can have unlimited access to the multiple-choice questions for a year. *The fee is \$50 and advance registration is required.*



“Very good mixture of topics! I enjoyed having to choose between sessions I just couldn't miss.”

—2014 meeting attendee

Thank You, ASPHO Program Committee

Daniel S. Wechsler, MD PhD, Chair

Duke University Medical Center
Durham, NC

Denise M. Adams, MD, Vice Chair

Cincinnati Children's Hospital
Medical Center
Cincinnati, OH

Douglas K. Graham, MD PhD, Past Chair

University of Colorado Anschutz
Medical Campus
Aurora, CO

Oussama Abla, MD

The Hospital for Sick Children
Toronto, ON, Canada

Patrick Brown, MD

Johns Hopkins Hospital
Baltimore, MD

Valerie I. Brown, MD PhD

The Pennsylvania State University
College of Medicine
Hershey, PA

Michael Callaghan, MD

Children's Hospital of Michigan
Detroit, MI



Jacqueline N. Casillas, MD MSHS

David Geffen School of Medicine
at UCLA
Los Angeles, CA

Sinisa Dovat, MD PhD

The Pennsylvania State University
College of Medicine
Hershey, PA

Karen E. Effinger, MD MS

Stanford University School of
Medicine
Palo Alto, CA

Sumit Gupta, MD

The Hospital for Sick Children
Toronto, ON, Canada

Caroline A. Hastings, MD

Children's Hospital of Oakland
Oakland, CA

Alex Kentsis, MD PhD

Memorial Sloan-Kettering Cancer
Center
New York, NY

Neysa Marina, MD

Stanford University School of
Medicine
Palo Alto, CA

Kate A. Mazur, MSN RN CPNP

Baylor College of Medicine
Houston, TX

Emily R. Meier, MD

Children's National Medical Center
Washington, DC

Eneida Nemecek, MD (PBMTCLiaison)

Oregon Health & Science University
Portland, OR

Cameron Trenor, MD

Boston Children's Hospital
Boston, MA

Lisa Triche, MSN RN CPNP

University of Texas MD Anderson
Cancer Center
Houston, TX

Sarah Vaiselbuh, MD

Staten Island University Hospital
Staten Island, NY

Donald L. Yee, MD MS

Baylor College of Medicine
Houston, TX

Patrick A. Zweidler-McKay, MD PhD

University of Texas MD Anderson
Cancer Center
Houston, TX

Disclosure

It is the policy of ASPHO that the planners, faculty, and providers disclose the existence of any relevant financial relationships they and/or their spouse/partner may have with the manufacturer(s) of any commercial product(s) or services relating to the topics presented in the educational activity. ASPHO requires disclosure of the intent to discuss unlabeled uses of a commercial product or investigational use of a product not yet approved for this purpose. It is the responsibility of the Certification and Continuing Education Committee to review potential conflicts of interest as submitted in the disclosure form and resolve such conflicts. Resolving the conflict ensures that the content of the activity is aligned with the interests of the public. Detailed disclosure information will be published in course materials. Learners will also be informed when no relevant financial relationships exist.


Disclaimer

The material presented in this activity represents the opinion of the speakers and not necessarily the views of ASPHO.

Annual Meeting DVDs

ASPHO will offer annual meeting attendees session recordings on DVD. Attendees will have the opportunity to purchase a DVD when they register for the meeting or in Phoenix, May 6–9, 2015, at a special discounted rate of \$50. After May 9, DVDs will be sold for \$99.

With these DVDs, you will have convenient access to session recordings without long download times or access codes. Take advantage of this special limited offer when you register or onsite in Phoenix.



“A fantastic job of providing sessions that are
clinically relevant and interactive.”

—2014 meeting attendee

Schedule at a Glance

Wednesday, May 6

8:45 am–Noon

(SE01) “Let’s Build a Curriculum” Workshop
Advance registration is required.

11 am–1 pm

(VSIg) Vascular Anomalies Special Interest Group

Advance registration is required.

(GSIG) Global Pediatric Hematology/Oncology Special Interest Group


Advance registration is required.

Noon–1:30 pm

Corporate Forum Lunch Symposium†

Seating is limited. Refer to the ASPHO website for details.

Noon–12:50 pm or 1–1:50 pm

(SE02) Speed Mentoring 

Advance registration is required.

2:15–3:45 pm

(A01) Changing the Outcomes for Diffuse Intrinsic Pontine Glioma*

(A02) Patient Safety in the Pediatric Hematology/Oncology Practice

(A03) BRAF Bag: Optimizing Approaches to Langerhans Cell Histiocytosis in an Era of Rapid and Turbulent Progress

4:15–5:45 pm

(A04) Bruising and Bleeding in Children: An Update on Tools and Diagnoses*

(A05) Optimizing Supportive Care in Pediatric Oncology: Evidence-Based Practice for the Prevention and Management of Treatment Side Effects*

(A06) Advancing the Cause

6–6:30 pm

(PS4000-4001) Plenary Platform Session

6:30–7:30 pm

(SE03) Early-Career Networking Reception 

Advance registration is required.

7:30–9 pm

Corporate Forum Dinner Symposium†

Seating is limited. Refer to the ASPHO website for details.

(DDM) Division Directors’ Meeting

Advance registration is required.

Thursday, May 7

6:30–7:30 am

(SE05) 5K Fun Walk/Run

8–9:30 am

(B07) New Directions in AML Therapy*

(B08) Clinical Educator Skills* 

(B09) Clinical and Research Updates on Phagocytic Disorders*

9:45 am–12:45 pm

(B10) Presidential Symposium and State of the Society

12:45–1:45 pm

Non-CME Luncheon Session

Seating is limited. Refer to the ASPHO website for details.

12:45–2 pm

(SE06) Early-Career Round Table 

Advance registration is required.

2:15–3:45 pm

(B11) Updates in Neuroblastoma*

(B12) Update of Allogeneic Transplantation for the Pediatric Hematologist/Oncologist: Who, When, and Why to Refer for Transplant*

4:15–5:55 pm

(PS 4002-09) Invited Speakers and Concurrent Platform Session

6–7 pm

Author-Attended Poster Session A

Odd-numbered posters

6–7:30 pm

(SE07) Grand Opening Reception with Exhibits and Posters

7:30–9 pm

Corporate Forum Dinner Symposium†

Seating is limited. Refer to the ASPHO website for details.

(PDD) Fellowship Program Directors’ Meeting

Advance registration is required.

Friday, May 8

7–8 am

Continental Breakfast in Exhibit Hall

7–8:30 am

(DSIG) Diversity Special Interest Group

Advance registration is required.


7 am–5 pm

Early-Career Coffee Corner 

8–9:15 am

(SE09) Awards Presentation

• Frank A. Oski Memorial Lecture

• Young Investigator Award Presentations 

9:15–9:45 am

Break in Exhibit Hall

9:45–11:15 am

(C13) Cancer Genome-Sequencing Study Design: Applications of Next-Generation Sequencing*

(C14) Every Vein That Clots Is Not in the Extremities: A Critical Mini-Review of Nonextremity Venous Thromboembolism in Neonates and Children

(C15) Rare Pediatric Tumors: An Update from Several Registries for the General Oncologist

11:30 am–12:30 pm

(PS 4012-19) Concurrent Platform Sessions

12:30–1:30 pm

Author-Attended Poster Session B

Even-numbered posters

12:30–2 pm

(SE10) Lunch in Exhibit Hall

Exhibits and Posters

12:45–1:15 pm

Education Theater in Exhibit Hall

Seating is limited. See page 15 for more details.


2–3:30 pm

(C16) Controversies in the Management of Pediatric Hodgkin Lymphoma: Battle of the Titans!*

(C17) Advances in Acquired and Inherited Bone Marrow Failure Syndromes*

(C18) “Bad News” Deserves Better Communication

3:45–5:15 pm

(C19) Art of Presentation: Getting to the “Point” 

(C20) Changes in the Pediatric Hematology/Oncology Workforce

(C21) Pharmacology Challenges in Pediatric Hematology/Oncology*

5:15–6:45 pm

(SE11) Distinguished Career Award Presentation and Award Reception

Advance registration is required.

6:45–7:45 pm

(SE12) Battle of the Superstars

Saturday, May 9

7–9 am

(MOCS) Maintenance of Certification (MOC) Learning Session

Advance registration is required.

(PSIG) Palliative Care Special Interest Group

Advance registration is required.

9–10 am

(PS4020-27) Concurrent Platform Sessions

10:15–11:45 am

(D22) Struggling to Keep Up: Transfusion Medicine Challenges in Pediatric Hematology/Oncology*

(D23) Engaging the Immune System in Targeted Cancer Cell Killing*

Noon–1:30 pm

(D24) Hereditary Spherocytosis: A Common but Overlooked Disorder with Lifelong Implications

(D25) Stuck in the Middle: Disparities in AYA Oncology*

†For more information on corporate forum symposia, see page 20 or visit the ASPHO website to register. *Session associated with annual meeting MOC.

The Pediatric Blood and Marrow Transplant Consortium (PBMTTC) Educational Program will include a day focused on pediatric bone marrow transplant (BMT) preceding the ASPHO Annual Meeting. The sessions will invigorate the field of pediatric BMT and encourage physicians to learn more about a rapidly advancing field about which they may have limited knowledge. This day focused on pediatric BMT also will allow pediatric hematology/oncology practitioners who do a small amount of pediatric BMT to attend a meeting to which they wouldn't normally have access.

To register for just the PBMTTC program, go to www.pbmtc.org. Contact Laura Hancock (lhancock@pbmtc.org) or Irene Batista (ibatista@childrensoncologygroup.org) with any questions at 626.241.1619. Discounted registration is offered for those attending both the PBMTTC and ASPHO meetings. See the registration form for details.

Wednesday, May 6

7:45–8 am

Introduction

8–9:30 am

(P01) Plenary Session I

Cellular Therapies for Lymphoma

Catherine Bollard, MD MBChB (Moderator); Sharon Gardner, MD

9:30–10:30 am

(P02) Plenary Session II

Basics of Hematopoietic Cell Transplantation—Stem Cell Sources

Monica Thakar, MD (Moderator); Stephen Spellman, MS

10:30–10:45 am

Break

10:45 am–12:15 pm

(P03) Plenary Session III

Diagnosis and Management of Chronic GVHD

David Jacobsohn, MD (Moderator); Geoff Cuvelier, MD; Mary Flowers, MD

12:15–12:30 pm

Lunch Pickup

12:30–1:30 pm

(P04) Workshop

The National Marrow Donor Program

Eneida Nemecek, MD (Moderator); Dennis Confer, MD MS; Stephen Spellman, MS

12:30–1:30 pm

(P05) Workshop

Young Investigator Workshop: Clinical Trial Development in SCT

Eneida Nemecek, MD (Moderator); Gregory Yanik, MD

1:30–3 pm

(P06) Plenary Session IV

Transplantation for Nonmalignant Diseases

Shalini Shenoy, MD (Moderator); Paul J. Orchard, MD; Farid Boulad, MD

3–3:30 pm

Break and Poster Session

3:30–5 pm

(P07) Plenary Session V

Diagnosis and Management of SCT Complications

Gregory Yanik, MD (Moderator); Sangeeta Hingorani, MD MPH; Daniel Armstrong, PhD

5–7 pm

Oral Abstracts

7–7:30 pm

Reception and Networking



Pediatric Blood and Marrow Transplant Consortium Educational Program

Being Held in Conjunction with American Society of Pediatric Hematology/Oncology

Planning Committee

Eneida Nemecek, MD, Chair

Oregon Health and Science University
Portland, OR

Catherine Bollard, MD MBChB

Children's National Medical Center
Washington, DC

Roger Giller, MD

Children's Hospital Colorado
Aurora, CO

David Jacobsohn, MD

Children's National Medical Center
Washington, DC

Michael Pulsipher, MD

Primary Children's Medical Center/University of Utah
Salt Lake City, UT

Shalini Shenoy, MD

Washington University School of Medicine
St. Louis, MO

Monica Thakar, MD

Medical College of Wisconsin
Milwaukee, WI

Gregory Yanik, MD

University of Michigan
Ann Arbor, MI

Accreditation

This activity has been planned and implemented in accordance with the accreditation requirements and policies of the Accreditation Council for Continuing Medical Education (ACCME) through the joint providership of the American Society of Pediatric Hematology/Oncology and the Pediatric Blood and Marrow Transplant Consortium. The American Society of Pediatric Hematology/Oncology is accredited by the ACCME to provide continuing medical education for physicians.

American Society of Pediatric Hematology/Oncology designates this live activity for a maximum of 10.0 *AMA PRA Category 1 Credits*[™]. Physicians should claim only the credit commensurate with the extent of their participation in the activity.

Disclosure

It is the policy of ASPHO that the planners and faculty disclose the existence of any significant financial interest or other relationships they and/or their spouse or partner may have with the manufacturer(s) of any commercial product(s) or services relating to the topics presented in the educational activity. ASPHO requires disclosure of the intent to discuss unlabeled uses of a commercial product or investigational use of a product not yet approved for this purpose. It is the responsibility of the Certification and Continuing Education Committee to review potential conflicts of interest as submitted in the disclosure form and resolve such conflicts. Resolving the conflict ensures that the content of the activity is aligned with the interests of the public. Detailed disclosure information will be published in course materials. Learners also will be informed when no relevant financial relationships exist.

Disclaimer

The materials presented in this activity represent the opinions of the speakers and not necessarily the views of ASPHO or PBMTCC.

ASPHO Annual Meeting Educational Program

Wednesday, May 6

8:45 am–Noon

(SE01) “Let’s Build a Curriculum” Workshop

Rima F. Jubran, MD MPH MACM; Jennifer C. Kesselheim, MD MEd; Michelle L. Hermiston, MD PhD; Melanie Comito, MD; Richard Tower, MD

Graduate medical education in the United States is experiencing a paradigm shift as it responds to demands from the public to link trainee assessment and competency with patient care outcomes. As a result, the Accreditation Council for Graduate Medical Education (ACGME) has implemented the Next Accreditation System (NAS), which has added multiple new layers to trainee assessment and institutional oversight. To facilitate the reporting of competencies and their milestones, the American Board of Pediatrics, in collaboration with multiple subspecialty groups, has identified entrustable professional activities (EPAs) to describe the routine care activities that define each pediatric subspecialty. These EPAs have been mapped to the ACGME competencies and their milestones. For training programs to effectively evaluate fellows according to the identified EPAs and competencies, they must provide the educational content and experiences for fellows to facilitate their ability to attain competency/proficiency in those areas. New curricula may be needed to fill gaps in educational experiences for fellows or to develop faculty. The goal of this workshop is to demystify curriculum development and introduce evaluation tools to assess learners.

Advance registration is required.

11 am–1 pm

(VSIG) Vascular Anomalies Special Interest Group

Co-Chairs: Denise M. Adams, MD; Cameron Trenor, MD; Leonardo Brandao, MD

The Vascular Anomalies Special Interest Group will hold a working group meeting that will include updates from subcommittees.

1. The Practice Committee will update ICD-10 coding issues and plans for unified coding during ICD-10’s rollout.
2. The Education Committee will discuss its recent webinar, terminology, resources for ASPHO members, and difficult cases.
3. The Research Committee will update progress on observational studies, including periprocedural anticoagulation, our complicated lymphatic anomalies registry, off-label use of sirolimus, and a new randomized, controlled trial in kaposiform hemangioendothelioma therapy.

Advance registration is required.

(GSIG) Global Pediatric Hematology/Oncology Special Interest Group

Chair: Patrick McGann, MD

As members of ASPHO, it is our obligation to share our expertise and experiences with providers in developing countries to improve the capacities of those without access to adequate training or resources. With a focus on education and training, twinning, and the development of international research collaboration, the newly formed Global Pediatric Hematology/Oncology Special Interest Group (SIG) invites you to our inaugural meeting. This meeting will provide an overview of the goals of the SIG, describe experiences to improve the outcomes of children with cancer and blood disorders in developing countries, and allow an open forum for discussion of like-minded individuals, with the goal of forming meaningful new international collaborations. The session is open to all meeting attendees, especially those with ongoing interests or experience in global hematology/oncology, trainees with an interest in global health, and hematologists and oncologists from developing countries.

Advance registration is required.

Noon–1:30 pm

Corporate Forum Lunch Symposium[†]

Visit aspho.org for more details.

Session 1: Noon–12:50 pm

Session 2: 1–1:50 pm

(SE02) Speed Mentoring

Sarah R. Vaiselbub, MD; Sherif Badawy, MD

Speed mentoring is a series of short, focused conversations with a mentor about specific questions. It is a relatively new concept that focuses on quick-hit information, allowing for time-efficient networking. Fellows and recent graduates registering for this new Speed Mentoring session will have the opportunity to meet one on one with three mentors for 15 minutes each. Mentees will be contacted before the session and will be required to submit a one-page document prior to arriving in Phoenix that addresses the focus of the speed mentoring topics of interest (e.g., CV, abstract, specific aims of grant proposal, or preliminary data in the form of table, figure, poster draft or design, etc). Mentees should come prepared with two to three concrete questions to discuss for their chosen subject. Mentors will review mentees’ documents ahead of time for meaningful insight and efficient engagement. Mentees will be randomly assigned to one of two sessions: Noon–12:50 pm or 1–1:50 pm.

Advance registration is required.

[†]For more information on corporate forum symposia, see page 20 or visit the ASPHO website to register.

*Session associated with annual meeting MOC.

ASPHO Annual Meeting Educational Program

2:15–3:45 pm

(A01) Changing the Outcomes for Diffuse Intrinsic Pontine Glioma*

Moderator: Kate A. Mazur, MSN BSN PNP

Diffuse intrinsic pontine glioma (DIPG) is a disease of childhood whose abysmal prognosis has remained unchanged for more than 50 years. Despite numerous efforts to improve treatment, DIPG remains incurable. Standard therapy currently involves radiotherapy, which at best produces transient neurologic improvement. Therapeutic advances have been thwarted by lack of pretreatment tissue availability for biologic investigation and the relative rarity of this disease.

Due to the dismal prognosis and lack of effective therapeutic options for patients with DIPG, it is important to continue to study the complex biology of DIPG and develop improved preclinical models to increase our understanding of DIPG pathogenesis, allowing for the translation into successful therapies in the future. The small number of patients diagnosed with DIPG hampers treatment advances, emphasizing the need for national and international collaboration in research to accelerate progress.

Biological Advances in DIPG

Michelle Monje, MD

Advancements in Drug Development

Patricia Baxter, MD

The Cure Starts Now: A Look into a Collaborative DIPG Registry

Keith Desserich, Chairman and Founder, The Cure Starts Now Foundation

(A02) Patient Safety in the Pediatric Hematology Oncology Practice

Moderator: Christopher E. Dandoy, MD

The Institute of Medicine defines patient safety as the “prevention of harm to patients” with emphasis on delivery systems that prevent errors, learn from the errors that occur, and are built on a team-based culture of safety. This workshop will be open to all ASPHO attendees wanting to learn more about patient safety and quality care. We will review the key measures in pediatric hematology/oncology safety, discuss ways to build a team-based culture, and detail mechanisms to learn from errors through event reporting. Finally, we will have an interactive session discussing oral medication safety in the outpatient setting. In the months preceding the conference, we will develop an ASPHO-sponsored quality improvement initiative to improve home medication education to families. The results of this multi-institutional project will be presented, details on receiving MOC-4 credit for the work will be detailed, and participants will be introduced to the initiative.

Mechanisms of Optimized Learning from Safety Events and Near Misses

Brian D. Weiss, MD

Home Oral Medication Safety and Compliance

Amy L. Billett, MD

(A03) BRAF Bag: Optimizing Approaches to Langerhans Cell Histiocytosis in an Era of Rapid and Turbulent Progress

Moderator: Kenneth McClain, MD PhD

For decades, Langerhans cell histiocytosis (LCH) has remained on the sidelines compared with other pediatric neoplastic diseases, such as acute myeloid leukemia and Hodgkin disease, which have benefited from broader inclusion in cooperative group clinical trials and research support. Recently, research efforts identified recurrent somatic mutations in BRAF and other MAPK pathway genes in LCH lesions, and the state of differentiation in which these lesions arise appears to determine the clinical severity. Meanwhile, clinical standard of care remains based on empiric strategies with suboptimal outcomes, lack of standard salvage therapies, and problematic late effects. Although research insights offer promise, implications for care of patients today remain uncertain. The goals of this workshop are to review the basis for current clinical approaches to LCH, recent advances in understanding of pathogenesis of LCH, and the resulting diagnostic and therapeutic opportunities. Discussion will then focus on identifying the most pressing clinical challenges and strategies to improve outcomes globally.

Evidence (and Lack of Evidence) for the Current Clinical Standard of Care

Ashish Kumar, MD PhD

Philosophical and Practical Implications of New Model(s) of Pathogenesis of LCH

Carl Allen, MD PhD

BRAF/MAPK Inhibition: Promise and Caution for LCH

Michelle L. Hermiston, MD PhD

4:15–5:45 pm

(A04) Bruising and Bleeding in Children: An Update on Tools and Diagnoses*

Moderator: Donald L. Yee, MD MS

Bleeding and bruising symptoms are common reasons for referral to pediatric hematologists. Although hemostatic function is frequently assessed in such patients, some important diagnoses elude detection on routine testing and are thus at risk for underrecognition. Clinicians must therefore recognize clues suggesting the presence of these disorders so additional appropriate testing or referral may be obtained. Likewise, some tools that can aid in diagnosis of disorders causing bleeding or bruising may be underutilized by providers. One such tool, the bleeding score, used to quantify bleeding symptoms, has taken many forms and occupied much recent clinical research interest but has yet to enter routine clinical practice. Finally, recent findings regarding novel treatment options and typical prognosis for idiopathic thrombocytopenic purpura hold promise for children with this relatively common diagnosis. This interactive symposium will enable participants to use available tools and recognize and treat important causes of bleeding and bruising.

Possibilities to Consider When “Coags” Are Normal: Hypermobility Syndromes

Sarah H. O'Brien, MD

What's New in ITP?

Cindy E. Neunert, MD MSCS

Hereditary Hemorrhagic Telangiectasia: What a Hematologist Needs to Know to Make the Diagnosis—Cases of Some Masqueraders

Denise M. Adams, MD

Bleeding Scores: Are They Really Useful?

A debate between Drs. O'Brien and Neunert

(A05) Optimizing Supportive Care in Pediatric Oncology: Evidence-Based Practice for the Prevention and Management of Treatment Side Effects*

Moderator: Lisa Triche, MSN RN CPNP

Cancer treatment for young patients continues to have unwanted side effects, both during and after treatment. Although the side effects of therapy are well understood, management of these side effects varies greatly, and new agents continue to be developed to alleviate or control the symptoms. Improving symptom control in the patient will improve patient outcomes and increase the quality of life. Providers need an updated and practical approach to the clinical management of problems that are unique to a child or adolescent receiving cancer therapy. Knowledge and understanding of evidence-based practice guidelines and new agents available will be beneficial to the healthcare team and aid in the care of the young patient. Participants will gain improved knowledge and understanding of evidence-based practices for symptom control with application to clinical practice.

Introduction

Lisa Triche, MSN RN CPNP

Guideline for the Prevention and Treatment of Chemotherapy-Induced Nausea and Vomiting in Children

Lee Dupuis, RPh PhD

Guideline for the Prevention of Oral and Oropharyngeal Mucositis in Children Receiving Treatment for Cancer or Undergoing Hematopoietic Stem Cell Transplantation

Lillian Sung, MD PhD

Prevention of Central Venous Devices–Associated Thrombosis in Pediatric Cancer: Role of Prophylaxis

Vilmarie Rodriguez, MD

(A06) Advancing the Cause

Moderators: Naomi L. Luban, MD; William G. Woods, MD

The polymerization of HbS in sickle cell anemia patients begins a cascade of hemolysis and repetitive episodes of vaso-occlusion resulting in organ damage that begins at an early age and results in significant morbidity and early mortality. Although much is known about the pathophysiology of the disorder, there have been limited therapeutic options available to families, and the pace of clinical and translational research has been slow, at least in part due to limited federal funding and pharma interests. In this session, we will explore how advocacy at both the local and national level can speed the pace of drug and device development and other interventions to improve the lives of patients with sickle cell disease and their families.

Voice of the Patient

Carlton Haywood Jr., PhD MA

Voice of a Treater

Kim Smith-Whitley, MD

Voice of the Government

TBD

6–6:30 pm

(PS4000-4001) Plenary Platform Session

6:30–7:30 pm

(SE03) Early-Career Networking Reception

New This Year

Early-career members (fellows and attendings within the first 5 years of their careers) are welcomed! Please register in advance to join us for free refreshments and peer networking.

7:30–9 pm

Corporate Forum Dinner Symposium†

Visit aspho.org for more details.

(DDM) Division Directors' Meeting

Advance registration is required.

ASPHO Annual Meeting Educational Program

Thursday, May 7

6:30–7:30 am

(SE05) ASPHO 5K Run/Walk

ASPHO is holding its second annual 5K Run/Walk during the annual meeting on Thursday, May 7, at 6:30 am at Kiwanis Park in Tempe, AZ. Buses will shuttle participants to and from the park. Registration is \$25 prior to May 7. Race-day registration is \$35 and can be accommodated at the start line. Registration includes a T-shirt. Registration is separate from the meeting and can be completed at www.aspho.org/annualmeeting.

8–9:30 am

(B07) New Directions in AML Therapy*

Moderators: Douglas K. Grabam, MD PhD; Patrick Brown, MD

Although the cure rates have significantly increased during the past 2 decades for acute lymphoblastic leukemia, the cure rates for pediatric acute myeloid leukemia (AML) remain sub-optimal. This symposium will outline new directions and future hopes for advances in AML therapy. New AML targets and how to inhibit the interaction of the leukemia cell with the microenvironment will be explored. Finally, promising future AML clinical trials will be discussed.

Novel AML Therapeutic Targets That Are Intrinsic to the Leukemia Cell

Douglas K. Grabam, MD PhD

Blocking Interaction of AML Leukemia Cell with Tumor Microenvironment

Patrick Brown, MD

Novel Therapeutic Strategies for Relapsed Acute Myeloid Leukemia

Todd M. Cooper, DO

(B08) Clinical Educator Skills*

Moderator: Vandy Black, MD MSc

Pediatric hematologists/oncologists spend significant time working to train the next generation of physicians. This provides valuable opportunities, but few clinicians have formal training in education. Medical education is a rapidly evolving field with a growing number of challenges, including multiple competing interests, increased regulations, and potential differences in the optimal styles of learning. Ample evidence exists to support the implementation of active, self-directed learning strategies that promote desired changes in behavior, but it is not always clear how to direct such strategies. Moreover, the unique needs of the millennial learner are likely to

become a growing concern for academic institutions. Modern educators need to incorporate newer technologies appealing to the millennial learner while maintaining some of the traditional aspects of prior generations, such as maximizing the “teachable moments” and presenting effective bedside lectures. This session will provide an overview of the skills necessary to maximize one’s effectiveness as a clinical educator.

Adult Learning Theory as a Framework for Effective Clinical Teaching

Chad S. Miller, MD FACP FHM

The Millennial Learner/The Millennial Educator

Jennifer C. Kesselheim, MD MED

Maximizing Teachable Moments: The Art of the 5-Minute “Bedside Lecture”

George R. Buchanan, MD

Panel Discussion and Concluding Remarks

Moderator: Sarah R. Vaiselbub, MD

(B09) Clinical and Research Updates on Phagocytic Disorders*

Moderators: Emily R. Meier, MD; Caitlin Neri, MD

Neutropenia is a common cause for referral to pediatric hematology offices. The majority of patients with neutropenia will have relatively benign, self-limited disease. However, neutropenia can result in life-threatening infections, and pediatric hematologists need to be vigilant for warning signs and symptoms of more serious causes of neutropenia. Recent discoveries into the pathophysiology of phagocytic disorders have been reported.

Case Presentations

Emily R. Meier, MD; Caitlin Neri, MD

Clinical and Diagnostic Approach to Neutropenia

Laurence A. Boxer, MD

Severe Congenital Neutropenia—Genetics and Current Management

Peter E. Newburger, MD

Rare Phagocytic Disorders

Thomas Coates, MD

ASPHO Annual Meeting Educational Program

9:45 am–12:45 pm

(B10) Presidential Symposium and State of the Society

Innovation in Clinical Trial Design and Education

Moderator: Joanne M. Hilden, MD

For the past 2 years, the ASPHO Presidential Symposium has focused on the future of our field. As part of that series, we heard an excellent presentation on risk aversion and how it has held us back. To think our way out of this, we need to innovate; thus “innovation” is the focus of this year’s symposium. We have the wonderful goal of making personalized or individualized medicine a reality in which we match the genetic vulnerabilities found in tumors with drugs in our pipeline. The conversation we started in 2013 was this: “The same clinical research approach that has worked so well in the past is no longer achieving the same results. New paradigms are needed.” Innovation in clinical trial design will be explored. The second area in which we need innovation is our educational methodology. With severe limitations in trainee and educator time, we will explore innovation in our approach to teaching.

Introduction

Joanne M. Hilden, MD

Innovation in Clinical Trial Design

Donald A. Berry, PhD

Commentary on Future State of Clinical Trial Design

Peter C. Adamson, MD

Innovation in Education

Catherine R. Lucey, MD

Commentary on Future State of Education

Mark P. Atlas, MD

12:45–1:45 pm

Non-CME Luncheon Session

Emerging Data for MARQIBO in Young Adult Patients with R/R Ph- ALL

This presentation will serve as a review of the subset data from the pivotal P2 study of MARQIBO specific to the management of R/R young adult acute lymphoblastic leukemia patients commonly treated by pediatric hematologists.

Supported by Spectrum Pharmaceuticals, Inc. Seating is limited.

Refer to the ASPHO website for details.

12:45–2 pm

(SE06) Early-Career Round Table

Moderator: Sarah R. Vaiselbub, MD

Medical students, residents, fellows, and junior faculty will have an opportunity to meet with a leader in the field of pediatric hematology/oncology. Experts in the following fields will be available for career discussions: clinical research–hematology, clinical research–oncology, basic science/translational research, clinician educator, and pharma/consultant. A special interest table will be available for issues specific to foreign medical graduates. The purpose of this luncheon is to allow fellows and junior faculty to discuss issues one on one with leaders in the field, ask questions related to career development in a small-group setting, or receive positive reinforcement regarding career guidelines/choices. One or two discussion leaders will be placed at each luncheon table, with the option for participants to switch tables for further discussion on a wider range of topics.

Basic Science/Translational Research (LBT)

Douglas K. Graham, MD PhD; Daniel S. Wechsler, MD PhD; Kathleen M. Sakamoto, MD PhD

Clinician Educator (LCE)

Timothy P. Garrington, MD; Caroline A. Hastings, MD; Kelly Maloney, MD

Clinical Research–Hematology (LCH)

Linda C. Stork, MD; Jeffrey M. Lipton, MD PhD; William G. Woods, MD; George R. Buchanan, MD

Clinical Research–Oncology (LCO)

Judith F. Margolin, MD; Mark P. Atlas, MD

Foreign Medical Graduates (FMG)

Sarah R. Vaiselbub, MD; Sinisa Dovat, MD PhD

Pharma/Consultant (PHARM)

Leonard A. Mattano, MD
Advance registration is required.

2:15–3:45 pm

(B11) Updates in Neuroblastoma*

Moderator: Karen E. Effinger, MD

Neuroblastoma is the most common extracranial solid tumor of childhood and is a complex, heterogeneous disease. Patients with high-risk and relapsed disease have a poor prognosis, while those with localized disease may require less therapy. Neuroblastoma treatment constantly is evolving due to new molecular findings and classification systems. Genetic and epigenetic discoveries may hold a key to future treatment options and improved survival. In addition, the new International Neuroblastoma Risk Group Staging System (INRGSS) and Curie (MIBG) scoring are a shift from traditional staging methods and will play a key role in future risk stratification and treatment. This session will focus on the recent advances in neuroblastoma biology and staging and their impact on future treatment.

ASPHO Annual Meeting Educational Program

Neuroblastoma Biology: New Findings and Future Treatment Options

Michael D. Hogarty, MD

International Neuroblastoma Risk Group Staging System (INRGSS): Influence on Treatment

Julie Park, MD

Update on MIBG

Gregory Yanik, MD

(B12) Update of Allogeneic Transplantation for the Pediatric Hematologist/Oncologist: Who, When, and Why to Refer for Transplant*

Moderator: Valerie I. Brown, MD PhD

Generally, the indications for allogeneic hematopoietic stem cell transplantation (HSCT) continue to expand as the transplant-related morbidity/mortality, availability of alternative donor stem cell sources, and supportive care measures continue to improve. However, relapse and graft failure after transplant remain significant issues for patients with malignant and nonmalignant disorders, respectively. In addition, the advent of new treatment strategies (e.g., hydroxyurea for sickle cell disease and biologically targeted therapies for leukemia) and improved predictors of outcomes (e.g., favorable cytogenetics and minimal residual disease status) have altered who, when, and why patients are considered for HSCT. Ideally, the decision for an individual pediatric patient to undergo HSCT is made after careful consideration of many factors by the transplant and primary treating teams. To make optimal treatment decisions, pediatric hematologists/oncologists need to be knowledgeable about current criteria, rationales, and optimal timing for undergoing allogeneic HSCT.

A Brief History of HSCT in the Pediatric Population: How Far We Have Come

Valerie I. Brown, MD PhD

Update on Criteria for Consideration of Allogeneic HSCT for Hematologic Malignancies After CR1, CR2, and Beyond

Michael Pulsipher, MD

Who, When, and Why to Transplant (or Not to Transplant) in Pediatric Patients with Nonmalignant Disorders

Stella M. Davies, PhD MBBS

4:15–5:55 pm

(PS 4002-09) Invited Speakers and Concurrent Platform Session

New This Year

ASPHO has invited two recognized investigators, Kevin Shannon, MD, and Russell Ware, MD PhD, to present their laboratories' current cutting-edge research. These luminary speakers will present prior to the oncology and hematology concurrent platform sessions.

6–7 pm

Author-Attended Poster Session A

Odd-numbered posters

6–7:30 pm

(SE07) Grand Opening Reception with Exhibits and Posters

7:30–9 pm

Corporate Forum Dinner Symposium†

Seating is limited. For further information, please see page 20.

(PDD) Fellowship Program Directors' Meeting

Advance registration is required.

Friday, May 8

7–8 am

Continental Breakfast in Exhibit Hall

7–8:30 am

(DSIG) Diversity Special Interest Group

Career Development and Increasing Diversity in Pediatric Hematology/Oncology

Co-Chairs: Theodore Johnson, MD PhD; Maria Velez, MD

The Diversity SIG will offer an interactive workshop focused on identifying barriers to career advancement for underrepresented individuals and groups and developing practical strategies to overcome these barriers. The theme of the 2015 workshop will be Strategies for Increasing Workforce Diversity in Pediatric Hematology/Oncology. This workshop will be open to all ASPHO conference attendees, but will require advance registration. The discussion will include

- a brief Diversity SIG annual business meeting (Theodore Johnson, MD PhD, principal investigator)
- a keynote address from a leader in ASPHO workforce data collection and analysis (Jeffrey Hord, MD)
- an intensive, attendee-driven networking exercise to identify diversity-related gaps in existing workforce data and generate recommendations for optimizing the collection and accuracy of such data.


Recipients of the NIH R13-funded Diversity Travel Awards will be announced.

7 am–5 pm

Early-Career Coffee Corner

ASPHO Annual Meeting Educational Program

8–9:15 am

(SE09) Frank A. Oski Memorial Lecture and Young Investigator Award Presentations 

9:45–11:15 am

(C13) Cancer Genome-Sequencing Study Design: Applications of Next-Generation Sequencing*

Moderators: Sarah R. Vaiselbub, MD; Sinisa Dovat, MD PhD; Alex Kentsis, MD PhD

It is now possible to examine hundreds of genes in a single cancer-targeted test with outcome results that may help therapeutic decision making for somatic cancers. Next-generation sequencing (NGS) allows moving from single-gene tests to large multigene, disease-targeted panels. Since 2012, approximately 15 clinical laboratories in the United States have launched a total of 50 disease-targeted clinical NGS tests. Cancer NGS test panels are expanding quickly. Therefore, the challenges that clinicians face today involve deciding whether to use conventional genetic testing to confirm their diagnosis versus jumping directly to a genomic approach. Genomic analysis of disease can reveal unexpected information regarding genetic variants of yet-unknown clinical significance. In cancer pathogenesis, it is important to be able to distinguish between those variants and results that might guide newer treatment options. Educating hematologists/oncologists on how to use this genetic information for health benefits is warranted.

What Is Next Generation Sequencing? Education for the Clinician

Robert J. Arceci, MD PhD

Clinically Relevant Mutations—Targeted Drug Design

Michael Walsh, PhD

Next-Generation Sequencing and Epigenetic Regulation in Acute Myeloid Leukemia

Sinisa Dovat, MD PhD

(C14) Every Vein That Clots Is Not in the Extremities: A Critical Mini-Review of Nonextremity Venous Thromboembolism in Neonates and Children

Moderator: Anthony K. C. Chan, MBBS FRCPC

Symptomatic venous thromboembolism (VTE) has been increasingly recognized as a complication in neonatal and pediatric practices during the past decade. Significant progress has been made in understanding the epidemiology, pathogenesis, management, and long-term complications of extremity VTE in neonates and children. However, similar data are not available for VTE involving nonextremity sites, such as portal and renal veins, the cerebral sinovenous system, and pulmonary embolism. Given the relative dearth of attention directed to VTE involving these sites, pediatric hematologists/oncologists often are uncomfortable making recommendations for initial management, duration of therapy, and follow-up. This

case-based, interactive session will equip participants with up-to-date, evidence-based knowledge of the epidemiology, management, and appropriate follow-up of VTE involving these uncommon sites using a focused mini-review approach.

Renal Vein Thrombosis

Anthony K. C. Chan, MBBS FRCPC

Portal Vein Thrombosis

Suzan Williams, MD

Pulmonary Embolism

Riten Kumar, MD MSC

Cerebral Sinovenous Thrombosis

Mahendranath Mobarir, MD MSc FRACP

(C15) Rare Pediatric Tumors: An Update from Several Registries for the General Oncologist

Moderator: Winston W. Hub, MD

The clinical care of patients with rare pediatric tumors can be challenging due to the lack of useful medical literature or consensus treatment guidelines. Recently, there has been interest in the development of registries for various rare pediatric tumors to better characterize common clinical features, biological data, and clinical treatment data. In this workshop, we will review information from several successful registries and one registry in early development. The diagnoses that will be reviewed include pleuropulmonary blastoma, adrenocortical carcinoma, NUT midline carcinoma, and desmoplastic small round cell tumor. Each presenter will review the following:

- the presentation of a “typical case”
- an update on recent data from the registry
- an update on future goals or clinical trials
- contact information/resources for their respective registry for the general oncologist.

Update from the Pleuropulmonary Blastoma Registry

Yoav H. Messinger, MD

Update from the International Adrenocortical Tumor Registry (IPACTR)

Raul C. Ribeiro, MD

Update from the NUT Midline Carcinoma Registry

Carlos Rodriguez-Galindo, MD

Development of a Registry for Desmoplastic Small Round Cell Tumor

Heather Magnan, MD

11:30 am–12:30 pm

(PS 4012-19) Concurrent Platform Sessions

12:30–1:30 pm

Author-Attended Poster Session B

Even-numbered posters

ASPHO Annual Meeting Educational Program

12:30–2 pm

(SE10) Lunch in Exhibit Hall

Exhibits and Posters

12:45–1:15 pm

Education Theater in Exhibit Hall

The Use of Chronic Erythrocytapheresis for Iron Overload Management in Sickle Cell Disease

Iron overload is an inevitable consequence of chronic red cell transfusions without chelation therapy or erythrocytapheresis. Sequelae of iron overload in sickle cell disease patients will be discussed as well as iron overload treatments including iron chelation therapy and chronic erythrocytapheresis, which will be emphasized.

2–3:30 pm

(C16) Controversies in the Management of Pediatric Hodgkin Lymphoma: Battle of the Titans!*

Moderators: Sumit Gupta, MD; Oussama Abla, MD

Recent surveys of ASPHO members have indicated a level of discomfort with the management of children and adolescents with Hodgkin lymphoma, particularly surrounding issues such as when to omit radiotherapy and early response criteria. This discomfort may explain recent evidence suggesting that patients treated off clinical trials experienced inferior outcomes than those treated on trials.

Case Presentations and Debate

Kara Kelly, MD; Monika Metzger, MD MSC; Christine Mauz-Koerholz, MD

(C17) Advances in Acquired and Inherited Bone Marrow Failure Syndromes*

Moderator: Cameron Trenor, MD

Multiple inherited and acquired mechanisms contribute to bone marrow failure and are the subject of fast-paced clinical and basic science research projects. Thresholds for stem cell transplantation, immunomodulatory therapy, and when to consider inherited syndromes remain clinical challenges. Evolving available diagnostic tools and scientific discovery have created a knowledge gap for pediatric hematologists/oncologists. The North American Aplastic Anemia Consortium is advancing collaboration and clinical research, and several laboratories have contributed to our understanding of the biologic basis for these disorders. In this symposium, we will discuss clinical and scientific advances in acquired aplastic anemia and inherited syndromes.

Acquired Aplastic Anemia—Diagnostic and Therapeutic Options

Jeffrey M. Lipton, MD PhD

Inherited Bone Marrow Failure Syndromes—When to Consider, Scientific Pearls, and Clinical Advances

Anupama Narla, MD

Genomic, Molecular, and Cellular Insights in Bone Marrow Failure

Akiko Shimamura, MD PhD

(C18) “Bad News” Deserves Better Communication

Moderator: Margo L. Hoover-Regan, MD

Parents of pediatric patients have expressed a desire for more clear, sensitive, and family-centered sharing of life-altering information (“breaking bad news”). Unfortunately, many providers lack sufficient training and confidence in conducting these discussions. It is crucial that pediatric oncology trainees learn how to have these conversations, and even experienced providers stand to benefit from refreshing and expanding their skills in this area. This workshop offers a structured approach to sharing life-altering information with families of seriously ill children that avoids paternalism and emphasizes patient- and family-centered care. These guidelines have recently been shown to improve providers’ comfort with having difficult conversations. Participants will critique videotaped scenarios and practice these skills in small-group, role-play sessions. Active input from a parent advisor will be included. Ultimately, participants will gain new insights into sharing life-altering information. Skills learned in the session can be used to educate learners and colleagues at home institutions.

Sharing Life-Altering Information in Pediatrics

Adam D. Wolfe, MD PhD

Breakout Group Session Leaders

Justin N. Baker, MD; Margo L. Hoover-Regan, MD; Adam D. Wolfe, MD PhD; Kristina Catrine, MD

3:45–5:15 pm

(C19) Art of Presentation: Getting to the “Point”

Moderator: Rima F. Jubran, MD MPH MACM

As pediatric hematologists/oncologists, we often are called upon to make presentations in oral or poster format to share our knowledge on a subject with a variety of audiences. We may be asked to give a lecture to students or to speak at a national conference. Although the art of presentation is not commonly taught in medical schools or clinical training, it is nevertheless an important skill to have. We can recognize when a presentation is outstanding, but what are the elements that make it so? In this workshop, we hope to address some of these important and simple key elements.

Plan to bring your laptop to this session to maximize your experience!

Effective Oral Presentation: Dos and Don’ts

Rajkumar Venkatramani, MD MRCPCH MS

The Art of PowerPoint: Taking Pride in Your Slides

Guy Young, MD

Creating Effective Poster Presentations

Erika Friebling, MD

ASPHO Annual Meeting Educational Program

(C20) Changes in the Pediatric Hematology/Oncology Workforce

Moderator: Jeffrey D. Hord, MD

Leaders within our subspecialty have shown a growing interest in understanding the current composition of the pediatric hematology/oncology (PHO) workforce, how it has changed, and what changes might be anticipated for the future. Prior to the development of ASPHO's workforce survey 3 years ago, there were little data about the PHO workforce. This gap in knowledge has been most evident by the questions raised during the past several years at the ASPHO Annual Meeting by division directors, training program directors, board members, and others.

Three key findings from the 2014 ASPHO Workforce Survey included: (1) the composition of the workforce has changed such that 45% of the PHO clinical workforce now comprises advanced practice providers; (2) the new role of PHO hospitalists continues to expand; and (3) it appears that in the next 3 years, the number of PHO fellowship graduates may exceed the number of positions available.

Review of 2014 Workforce Survey Results

Jeffrey D. Hord, MD

Counseling Young Trainees Interested in Pediatric Hematology/Oncology in Regard to the Job Market

Mark P. Atlas, MD; Patrick Leavey, MD

Role of AAPs in Pediatric Hematology/Oncology

Janice F. Olson, MD

Developing Role of the PHO Hospitalist

Mona D. Shab, MD MS

(C21) Pharmacology Challenges in Pediatric Hematology/Oncology*

Moderator: Kate A. Mazur, MSN BSN PNP

Expertise in clinical pharmacology is essential to the practice of pediatric hematology/oncology. A strong foundation of knowledge in clinical pharmacology (including pharmacokinetics, pharmacodynamics, and pharmacogenetics) is essential to understanding interindividual variation in drug toxicity and treatment efficacy. This is particularly true when treating vulnerable populations, such as infants, obese patients, and patients with organ dysfunction. In these patients, altered absorption, distribution, or elimination of drugs results in the need to develop unique dosing strategies. In addition, with the advent of targeted therapies and other new agents, potential drug-drug interactions increasingly are becoming a challenging area for many providers as they strive to provide optimal patient care.

It is important for hematology/oncology practitioners to gain a better understanding of the unique pharmacology challenges presented in everyday practice. Integration and dissemination of the available knowledge in this field is vitally needed to further enhance patient care and ultimately improve patient outcomes.

Drug Dosing in Special Patient Populations

Patrick Thompson, MD

Applying Advances in Pharmacogenomics to Daily Practice

Jamie Renbarger, MD MS

Managing Critical Drug-Drug Interactions in Pediatric Hematology/Oncology

Brooke Bernhardt, PharmD MS

5:15–6:45 pm

(SE11) Distinguished Career Award Presentation and Award Reception

Advance registration is required.

6:45–7:45 pm

(SE12) Battle of the Superstars

Hosted by Guy Young, MD

Saturday, May 9

7–9 am

(MOCs) Maintenance of Certification (MOC) Learning Session

Glen Lew, MD (moderator); Matthew M. Heeney, MD; Susan R. Rbeingold, MD; Cecilia H. Fu, MD; Alison A. Bertuch, MD PhD; Jeffrey D. Hord, MD; Leslie L. Robison, PhD; Greg Armstrong, MD MSCE

The Maintenance of Certification (MOC) Learning Session will feature an American Board of Pediatrics (ABP) Lifelong Learning and Self-Assessment Module. It is intended not only for those who are enrolled in the MOC process and would like to earn MOC activity points, but also for anyone wishing for a broad review of recent literature relevant to pediatric hematology/oncology. The session will be conducted in an interactive group setting led by authors or experts in their fields.

The session will cover multiple-choice questions in the 2015 Pediatric Hematology-Oncology Self-Assessment. Topics include cardiac events in cancer survivors, management of fever in sickle cell disease, risk factors for aspergillosis, eltrombopag in aplastic anemia, gene therapy in acute lymphoblastic leukemia (ALL), treatment of acute promyelocytic leukemia, imatinib for Ph+ ALL, GATA2 deficiency, and cancer risk after assisted conception. Please bring your laptop to enter the answers to each question during the session. (Wi-Fi will be provided.)

At the completion of this session, those enrolled in the ABP MOC program will have been able to submit their answers to ABP MOC for scoring to receive 10 MOC Part 2 points and 3 AMA PRA Category 1 Credits™. Enrolled participants can access the module(s) online from the ABP website at www.abp.org. At the conclusion of the session, participants will transfer the answers to their online module and submit the module to ABP for scoring. For additional information about ABP's

ASPHO Annual Meeting Educational Program

MOC program requirements, visit www.abp.org or call the ABP Contact Center at 919.929.0461. Please note that this is not a board review activity; the workshop is designed to facilitate completion of ABP's Lifelong Learning and Self-Assessment MOC requirement.

Advance registration is required. The registration fee is \$50.

(PSIG) Palliative Care Special Interest Group

Easing Suffering: Strategies for Managing Distressing Symptoms at the End of Life

Chair: Karen Moody, MD

The ASPHO Special Interest Group in Pediatric Palliative Care will be offering a case-based symposium on symptom management at the end of life. We will focus primarily on the application of pharmacologic, surgical, and nonpharmacologic management strategies for refractory nausea and dyspnea in a manner consistent with patient and family goals of care. Advance registration is required.

9–10 am

(PS4020-27) Concurrent Platform Sessions

10:15–11:45 am

(D22) Struggling to Keep Up: Transfusion Medicine Challenges in Pediatric Hematology/Oncology*

Moderator: Donald L. Yee, MD MS

Transfusion is a vital therapy for pediatric hematology/oncology (PHO) patients, generally directed at correcting significant deficits in cellular blood components such as red blood cells, platelets, and granulocytes. Transfusion often is rendered more challenging by certain clinical scenarios common in PHO patients. Alloimmunization is a major complication associated with red blood cell transfusion in patients with sickle cell disease, necessitating careful assessment of risk factors and viable prevention strategies. Thrombocytopenia in hypoproliferative states places patients at risk for bleeding; clinicians must choose wisely in terms of platelet dose, transfusion

thresholds, and approaches to platelet refractoriness. Finally, granulocyte transfusions hold intuitive appeal for patients with severe neutropenia, but trial results have been equivocal, leaving clinicians uncertain of their utility. This interactive symposium features faculty trained in both PHO and transfusion medicine, highlighting common challenges that will better equip participants to manage scenarios requiring close communication between these two subspecialties.

Alloimmunization in Sickle Cell Disease: Current and Future Prevention Strategies

Stella T. Chou, MD

Platelet Transfusions: When, How Much, and...What if They Don't Work?

Cassandra D. Josephson, MD

Granulocyte Transfusions: Yea or Nay?

Rachel Bercovitz, MD

(D23) Engaging the Immune System in Targeted Cancer Cell Killing*

Moderators: Douglas K. Graham, MD PhD; Valerie I. Brown, MD PhD

The use of immunotherapy with CD-19-specific T cells has enabled promising therapeutic efficacy for patients with relapsed and refractory leukemia. This symposium will explore advances using similar CAR T cell approaches for the treatment of solid tumors. Other novel strategies in the modulation of the immune system and the tumor microenvironment will be discussed as a means to expand the options provided by current cytotoxic treatment regimens for solid tumors.

Inflammation and Cancer: Targeting Immune Cells in Solid Tumors as an Anticancer Strategy

Lisa M. Coussens, MD

Engineered T Cells for Immunotherapy of Childhood Cancer

Crystal Mackall, MD

“A great meeting place to network with clinicians and scientists from national and international institutions.”

—2014 meeting attendee

ASPHO Annual Meeting Educational Program

Noon–1:30 pm

(D24) Hereditary Spherocytosis: A Common but Overlooked Disorder with Lifelong Implications

Moderator: Manuel D. Carcao, MD FAAP FRCPC

Hereditary spherocytosis (HS) is a common hemolytic disorder. Although it accounts for a substantial proportion of all splenectomies and cholecystectomies done in childhood and leads to a great many transfusions, it receives little medical attention. Furthermore, the management of the disorder has changed during the past decade, with increasing use of partial splenectomies. There are little long-term data to evaluate and compare the advantages and disadvantages of partial versus full splenectomies.

This workshop will address the knowledge gap in HS and awareness of the potential morbidity caused by the disorder and give learners a better appreciation of the roles of partial and full splenectomies so that they can make a more educated decision of what to send their patients for in the future.

Clinical Aspects of Hereditary Spherocytosis

Manuel D. Carcao, MD FAAP FRCPC

Splenectomy in HS—Partial Versus Full: Many Questions, Still No Long-Term Answers!

Jacob C. Langer, MD

Hereditary Spherocytosis: Subtypes and Genetics

Patrick G. Gallagher, MD

Living and Dealing with HS: A Patient's Perspective

Jacob Pugi, research student and patient with HS

(D25) Stuck in the Middle: Disparities in AYA Oncology*

Moderators: Karen E. Effinger, MD; Sumit Gupta, MD; Jacqueline N. Casillas, MD MSHS

During the past 30 years, childhood cancer survival rates have improved dramatically; however, these gains have not been accomplished in adolescents and young adults (AYAs). Cancer is the leading cause of disease-related death in the AYA population. Many factors may contribute to this disparity: biological differences, poor access to clinical trials, and unique psychosocial and supportive care needs. It is crucial to understand the challenges of AYA oncology patients to improve healthcare delivery and survival. However, pediatric and adult oncologists receive little to no training in AYA oncology, and few treatment centers have dedicated AYA programs. This session brings together a group of experts to unravel the mystery around AYA oncology patients through discussion of the biologic differences and treatment toxicities that contribute to the disparity in outcomes. It will conclude by exploring the special needs of AYA patients and how to build programs to support this population.

Biology of AYA ALL

Cheryl Willman, MD

Barriers to Treatment in AYAs: Treatment Toxicities

David R. Freyer, DO MS

What They Need: AYA Oncology Programs

Simon Davies, MSW

Posters

The 28th Annual Meeting will feature two author-attended poster sessions. Chosen from a large number of submissions, the posters will represent the best innovations and research in the study and treatment of pediatric hematology/oncology.

Poster abstracts selected for presentation at the annual meeting will be published online in a searchable PDF and an electronic edition of *Pediatric Blood & Cancer*. This will allow registrants to plan their poster viewing in advance of the meeting. The abstracts are scheduled to be available in March 2015. To search and view the abstracts, visit the ASPHO website at www.aspho.org/annualmeeting.

The Education in Palliative and End-of-Life Care (EPEC) Program Announces its EPEC-Pediatrics Curriculum,

Presented in Affiliation with the American Society of Pediatric Hematology/Oncology (ASPHO)



The EPEC-Pediatrics curriculum features state-of-the-art knowledge in pain and symptom management, as well as training in the skills required to address key domains for pediatric palliative care. The curriculum is designed to give pediatric health-care providers, and especially pediatric oncology specialists, the knowledge and skills needed to provide excellent palliative care to their patients and their families. Based on the well-established and proven training methods of EPEC, this curriculum features a high impact, widely disseminated approach that utilizes a train-the-trainer model. With knowledge gained through the EPEC-Pediatrics Curriculum, physicians and advanced practice registered nurses (APRNs) will be equipped to become trainers who will educate local interdisciplinary teams that provide care to children with cancer and hematological conditions, thus optimizing pediatric palliative care outreach within the pediatric hematology/oncology context.

EPEC-Pediatrics training is being offered to MDs and AP/NP RNs in pediatric oncology and other pediatric specialties for \$995. The curriculum includes

- Attendance at the face-to-face conference, scheduled for Monday afternoon and Tuesday all day, May 4–5, 2015, at the Phoenix Convention Center in Phoenix, AZ, immediately preceding the ASPHO Annual Meeting. This face-to-face conference is designed to offer an opportunity for more in-depth training in the EPEC model of professional education, with an emphasis on learning how to teach.
- Access to 20 self-study, online modules on pain and symptom management, grief and bereavement, family-centered care, child development, and more. (A full list of modules can be viewed at www.epec.net.) These modules are best completed 10–12 weeks prior to the face-to-face conference as part of the curriculum structure, and access is ongoing.
- Receipt of all training materials in the curriculum upon successful completion of the course.

The faculty includes Stefan Friedrichsdorf, MD, principal investigator, Children's Hospitals and Clinics of Minnesota; Joanne Wolfe, MD MPH, site principal investigator, Dana-Farber Cancer Institute and Children's Hospital, Boston, MA; and Stacy Remke, LICSW, ACHP-SW coprincipal investigator, Children's Hospitals and Clinics of Minnesota and the University of Minnesota School of Social Work, St. Paul, MN.

For more questions or more information about the curriculum, e-mail EPEC.Pediatrics@childrensmn.org. Registration is available at www.childrensmn.org/conferences.

Corporate Forum Symposia

Independently sponsored corporate forum symposia are offered in conjunction with the ASPHO 28th Annual Meeting. The programs have been reviewed and approved by the 2015 ASPHO Program Committee to ensure they are relevant to the audience and do not duplicate the official ASPHO Annual Meeting program.

These satellite symposia are open to 2015 Annual Meeting registrants at no additional charge, though advance registration is required. See the registration details for each symposium below. Seating is limited and available to those responding on a first-come, first-served basis.

Thursday, May 7

7:30–9 pm

New Approaches to Optimize Asparaginase Therapy in the Management of Pediatric Acute Lymphoblastic Leukemia: Prevention and Management of Related Toxicities

- Assess the evolving role of different asparaginases in the treatment of pediatric patients with acute lymphoblastic leukemia (ALL) and in the context of their overall management.
- Evaluate clinical data on different asparaginase-containing regimens in ALL patients and how their sequential use can minimize the impact of hypersensitivity.
- Understand the importance of maintaining optimal asparaginase activity in different phases of therapy during the management of pediatric ALL.
- Discuss strategies to prevent, monitor, and treat asparaginase-related toxicities, including dose monitoring, in pediatric AYA patients with ALL.

This activity will be planned and implemented in accordance with the Essential Areas and Policies of the Accreditation Council for Continuing Medical Education (ACCME). Med Learning Group is accredited by the ACCME to provide continuing medical education for physicians.

Med Learning Group designates this live activity for a maximum of 1.5 *AMA PRA Category 1 Credits*[™]. Physicians should claim only the credit commensurate with the extent of their participation in the activity.

For details on how to register online for this symposium, please check the ASPHO website. There is no fee for attending this symposium, but seating is limited. Preregistration is highly encouraged but does not guarantee seating. We recommend arriving at the symposium location early.

This symposium is supported by an educational grant from Jazz Pharmaceuticals.

Exhibit Schedule

Thursday, May 7

8 am–5 pm Exhibit Setup and Registration
6–7:30 pm Opening Reception with Exhibits
and Posters

Friday, May 8

7 am–2 pm Exhibit Hours
7–8 am Breakfast in the Exhibit Hall
7:15–7:45 am New Education Theater
9:15–9:45 am Break in Exhibit Hall
9:15–9:45 am New Education Theater
12:30–2 pm Lunch in Exhibit Hall
12:45–1:15 pm New Education Theater
(See page 15)
1:30 pm Passport Prize Winners Announced

ASPHO Thanks Our 2015 Industry Relations Council

Executive Level

biogen idec®

 **Jazz Pharmaceuticals**®

Associate Level

AMGEN
Pioneering science delivers vital medicines™

ApoPharma
USA INC


novo nordisk®

SANOFI ONCOLOGY 

3rd Annual Passport Program

Participate in the Passport Program! Receive your passport card at registration, get your passport stamped by participating exhibitors, and become eligible for special prize drawings in the exhibit hall! Winners must be present to win.

ASPHO Thanks the Annual Meeting Advertisers

Silver

 **Cincinnati Children's**®

KEDRION
B I O P H A R M A

Bronze

 **DANA-FARBER**  **Boston Children's**
CANCER AND BLOOD DISORDERS CENTER


Texas Children's Hospital®


2015 Exhibitors

Alex's Lemonade Stand Foundation
American Society of Clinical Oncology
ApoPharma
Bayer HealthCare
BTG International Inc.
Cincinnati Children's Diagnostic Laboratories
Cook Children's Health Care System
CSL Behring

Dana-Farber/Boston Children's Cancer and Blood Disorders Center
Elsevier
Emergent Biosolutions
Grifols USA, LLC.
Jazz Pharmaceuticals, Inc.
Kedrion Biopharma
Miller Pharmacal Group, Inc.
Rare Disease Therapeutics, Inc.
Sanofi

Sigma-Tau Pharmaceuticals
St. Jude Children's Research Hospital
Texas Children's Hospital
Terumo BCT
The Children's Hospital of Philadelphia
The Gideons International
The Pablove Foundation
The University of Texas MD Anderson Cancer Center Children's Cancer Hospital

Travel Information



Meeting Location

Phoenix Convention Center

South Building
33 S. 3rd Street
Phoenix, AZ 85004

Transportation

For current transportation information regarding airline discounts and ground transportation, please visit www.aspho.org/annualmeeting.

Housing

ASPHO has negotiated a special conference rate at the Hyatt Regency Phoenix (ASPHO's headquarters hotel) and the Sheraton Phoenix Downtown. To make your reservation, visit ASPHO's website for online reservations or call the hotel and mention that you are attending the ASPHO Annual Meeting. The negotiated room rates expire April 1, 2015, or when the negotiated room blocks have been filled. After that time, availability will be limited and higher rates may apply.

Hyatt Regency Phoenix

122 N. 2nd Street
Phoenix, AZ 85004
Online reservations: www.aspho.org/annualmeeting
Reservations: 800.233.1234
Rate: \$199 single/double plus taxes
Special rate cutoff date: April 1, 2015

Sheraton Phoenix Downtown

340 N. 3rd Street
Phoenix, AZ 85004
Online reservations: www.aspho.org/annualmeeting
Reservations: 800.325.3535
Rate: \$189 single/double plus taxes
Special rate cutoff date: April 1, 2015

ASPHO Membership Information

ASPHO is the only organization exclusively for and about pediatric hematology/oncology. ASPHO fosters collaborations to develop optimal treatments for children with blood disorders and cancer.

Why join ASPHO?

When you join ASPHO, you belong to a community of more than 1,950 professionals who share mutual goals, interests, and commitments related to developing optimal treatments for children with blood disorders and cancer. ASPHO is the only professional organization uniquely dedicated to the professional development and interests of subspecialists in pediatric hematology/oncology.

ASPHO membership provides you with

- a member discount of up to \$195 on the annual meeting registration fee
- a monthly subscription to *Pediatric Blood & Cancer*, the official journal of ASPHO, a source for current, relevant, peer-reviewed scientific and clinical research
- a forum for presenting research to colleagues and peers
- connections to a diverse and collaborative network of peers
- a voice for pediatric hematology/oncology policy
- access to state-of-the-art education for the subspecialty
- leadership and mentoring opportunities
- an opportunity to make a difference for your profession, children with blood disorders and cancer, and their families.

Join and save on registration for the annual meeting today! (See the registration form for details.)

ASPHO 2015 Annual Meeting Registration Form

May 6-9, 2015 | Phoenix | Phoenix Convention Center

FOR OFFICE USE ONLY

Cust # _____ Mtg Ord #1- _____

Date _____

Please print. Use a separate form for each registrant. Duplicate as necessary.

Complete Name _____ First Name for Badge _____

Credentials _____ National Provider Identifier (NPI) # _____

Facility _____ Facility City/State _____

Preferred Address (Home Office) _____ City/State/ZIP _____

Home Phone _____ Office Phone _____ Fax _____

E-mail* (required) (Home Office) _____ (FTA) Check here if this will be your first ASPHO Meeting.

*You will receive an e-mail confirmation of your registration when it has been processed.

Emergency Contact Name _____ Day Phone _____ Evening Phone _____

To register, make your selections in the boxes below, add the subtotals, and indicate the total amount in Box F.

Conference Registration		A
Member Rates	On or Before 3/31/15	After 3/31/15
Active Member	<input type="checkbox"/> \$500	<input type="checkbox"/> \$600
Allied Member	<input type="checkbox"/> \$300	<input type="checkbox"/> \$400
Trainee Member	<input type="checkbox"/> \$250	<input type="checkbox"/> \$350
Emeritus Member	<input type="checkbox"/> \$250	<input type="checkbox"/> \$350
International Member A/B	<input type="checkbox"/> \$210	<input type="checkbox"/> \$310
International Member C	<input type="checkbox"/> \$500	<input type="checkbox"/> \$600
Join & Register Rates (add dues in Box B)		
Active Member	<input type="checkbox"/> \$500	<input type="checkbox"/> \$600
Allied Member	<input type="checkbox"/> \$300	<input type="checkbox"/> \$400
Trainee Member	<input type="checkbox"/> \$250	<input type="checkbox"/> \$350
Joint ASPHO/PBMTC Rates		
Active	<input type="checkbox"/> \$635	<input type="checkbox"/> \$735
Allied	<input type="checkbox"/> \$390	<input type="checkbox"/> \$490
Trainee	<input type="checkbox"/> \$290	<input type="checkbox"/> \$390
Nonmember Rates		
Nonmember	<input type="checkbox"/> \$695	<input type="checkbox"/> \$795
Allied Nonmember	<input type="checkbox"/> \$390	<input type="checkbox"/> \$490
Trainee Nonmember	<input type="checkbox"/> \$300	<input type="checkbox"/> \$400
Additional Rates*		
Medical Student	<input type="checkbox"/> \$50	<input type="checkbox"/> \$150
SIOP Member	<input type="checkbox"/> \$590	<input type="checkbox"/> \$690
Physician from Developing Country	<input type="checkbox"/> \$210	<input type="checkbox"/> \$310
<small>*Only available by phone, fax, or mail. Verification will be made before registration is processed.</small>		
Subtotal A \$		_____

Membership Dues		B
Active Member	<input type="checkbox"/> \$365	Trainee Member
Active Member <small>(First Year Post Fellowship)</small>	<input type="checkbox"/> \$115	
Allied Member	<input type="checkbox"/> \$150	
International Member		
High Income (C)	<input type="checkbox"/> \$365	
Mid/Low with Journal (A)	<input type="checkbox"/> \$140	First-Year Fellow <input type="checkbox"/> no charge
Mid/Low without Journal (B)	<input type="checkbox"/> \$80	Second-Year Fellow <input type="checkbox"/> no charge
		Third-Year Fellow <input type="checkbox"/> no charge
		Fourth-Year Fellow <input type="checkbox"/> \$115
		Fifth-Year Fellow <input type="checkbox"/> \$115
		<small>For member type descriptions and benefits information, visit www.aspho.org/benefits.</small>
Subtotal B \$		_____

Special Requests	C
<input type="checkbox"/> I require special assistance. Please contact me. (SA)	
<input type="checkbox"/> I will need a vegetarian meal. (SDV)	
<input type="checkbox"/> I do not wish to have my name and contact information included in the onsite attendee list. (DIS)	

4 Easy Ways to Register	
Mail ASPHO Meeting, PO Box 31756 Chicago, IL 60631	Fax* 866.585.0477
Phone* 847.375.4716	Online* aspho.org/annualmeeting
<small>*Credit card payment only</small>	

Photography and video disclosure: Photographs and video may be taken of participants in ASPHO's 2015 Annual Meeting. These are for ASPHO use only and may appear on ASPHO's website, in printed brochures, or in other promotional materials. Attendee registration grants ASPHO permission and consent for use of this photography and video.

Cancellation Policy: All cancellations must be made in writing. A \$100 processing fee will be charged for all cancellations postmarked more than 14 days before the event. No refunds will be made under any circumstances on cancellations postmarked after April 22, 2015. ASPHO reserves the right to substitute faculty or to cancel or reschedule sessions because of low enrollment or other unforeseen circumstances. If ASPHO must cancel the entire meeting, registrants will receive a full credit or refund of their paid registration fee. No refunds can be made for lodging, airfare, or any other expenses related to attending the meeting.

Session Registration		D
<small>Please note the workshops you plan to attend. See page 5 for session codes.</small>		
Wednesday, May 6		Friday, May 8
2:15-3:45 pm <input type="checkbox"/> A 0 <input type="checkbox"/>		9:45-11:15 am <input type="checkbox"/> C 1 <input type="checkbox"/>
4:15-5:45 pm <input type="checkbox"/> A 0 <input type="checkbox"/>		2-3:30 pm <input type="checkbox"/> C 1 <input type="checkbox"/>
Thursday, May 7		3:45-5:15 pm <input type="checkbox"/> C <input type="checkbox"/>
8-9:30 am <input type="checkbox"/> B 0 <input type="checkbox"/>		Saturday, May 9
2:15-3:45 pm <input type="checkbox"/> B 1 <input type="checkbox"/>		10:15-11:45 am <input type="checkbox"/> D 2 <input type="checkbox"/>
		Noon-1:30 pm <input type="checkbox"/> D 2 <input type="checkbox"/>

Optional Event Registration		E
Wednesday, May 6		
<input type="checkbox"/> 8:45 am-Noon	Training Program Directors' Curriculum Workshop (SE01)	
<input type="checkbox"/> 11 am-1 pm	Vascular Anomalies Special Interest Group (VSIG)	
<input type="checkbox"/> 11 am-1 pm	Global Special Interest Group (GSIG)	
<input type="checkbox"/> Noon-1:50 pm	Speed Mentoring (SE02)	
<input type="checkbox"/> 6:30-7:30 pm	Early-Career Networking Reception (SE03)	
<input type="checkbox"/> 7:30-9 pm	Division Directors' Dinner Meeting (DDM) \$100	
Thursday, May 7		
<input type="checkbox"/> 12:45-2 pm	Early-Career Roundtable Lunch (SE06)* \$25	
<small>(Limited to the first 126 registrants) *Attendance limited to early-career attendees only.</small>		
Please select one topic for your table assignment:		
<input type="checkbox"/> Basic Science/Translational Research (LBT)	<input type="checkbox"/> Clinical Research: Hematology (LCH)	
<input type="checkbox"/> Clinical Research: Oncology (LCO)	<input type="checkbox"/> Foreign Medical Graduates (FMG)	
<input type="checkbox"/> Clinician/Educator (LCE)	<input type="checkbox"/> Pharma/Consultant (PHARM)	
<input type="checkbox"/> 7:30-9 pm	Fellowship Program Directors' Meeting (PDD)** \$85	
**Attendance limited to program directors only.		
Friday, May 8		
<input type="checkbox"/> 7-8:30 am	Diversity Special Interest Group (DSIG)	
<input type="checkbox"/> 5:15-6:45 pm	Distinguished Career Award Presentation and Award Reception (SE11)	
Saturday, May 9		
<input type="checkbox"/> 7-9 am	Maintenance of Certification Learning Session (MOCS) \$50	
<input type="checkbox"/> 7-9 am	Palliative Care Special Interest Group (PSIG)	
<input type="checkbox"/>	DVD of conference recording (to be shipped after the meeting) (DVD) \$50	
<input type="checkbox"/>	MOC for annual meeting (MOCAM) \$50	
Subtotal E \$		_____

(A + B + E) = \$ _____ **Total F**

Payment	
All funds must be submitted in U.S. dollars.	
<input type="checkbox"/> Visa	<input type="checkbox"/> MasterCard <input type="checkbox"/> Discover <input type="checkbox"/> American Express <input type="checkbox"/> Check
If payment does not accompany this form, your registration will not be processed.	
* Make checks payable to ASPHO. Checks not in U.S. funds will be returned.	
* A charge of \$50 will apply to checks returned for insufficient funds.	
* If rebilling of a credit card charge is necessary, a \$75 processing fee will be charged.	
* I authorize ASPHO to charge the below-listed credit card an amount reasonably deemed by ASPHO to be accurate and appropriate.	
Account number _____	Exp. date _____
Cardholder's name (print) _____	Signature _____

“This remains one of my favorite meetings, where interactions with the speakers and audience are open and engaging.”

—2014 meeting attendee

The ASPHO Annual Meeting provides an expanded and diverse educational experience with

- original research presentations
- additional concurrent platform sessions
- a **new** speed mentoring event
- extended maintenance of certification opportunities
- four special interest group meetings
- sessions from esteemed pediatric hematology/oncology specialists
- 22.0 AMA PRA Category 1 Credits™

Registration is now open.

